



令和 7 年 度 (第 74 回)

英 語 検 定 試 験 問 題

3 級

令和 7 年 9 月 7 日 (日) 実施

注 意

1. 解答にあたえられた時間は 60 分です。試験開始後の途中退場はできません。
2. 問題は全部で 12 問あります。
3. 問題 4 ～ 6 は「聞き方」の試験です。15 分経ってから開始されます。余裕があれば、放送が始まる前に問題に目を通しておいてもかまいません。
4. いっさい声を出して読むはいけません。
5. 印刷不明のところのほかは、問題についての質問はいっさいできません。
6. 解答用紙は別紙になっています。答えはすべて解答用紙にマークしなさい。
7. 筆記用具は B または H B の黒鉛筆またはシャープペンシルを用いなさい。
(万年筆、ボールペンは使用不可)
8. 氏名等、必要事項を解答用紙の決められた欄に記入およびマークしなさい。
9. 問題用紙、解答用紙ともに提出してください。

主催 公益財団法人全国商業高等学校協会

解答用紙番号	
受験番号	
年	組 番
氏名	

学校名 _____

- 4 これから対話が2回くり返されます。その対話の内容を正しく表している絵を①～③の中から1つずつ選びなさい。

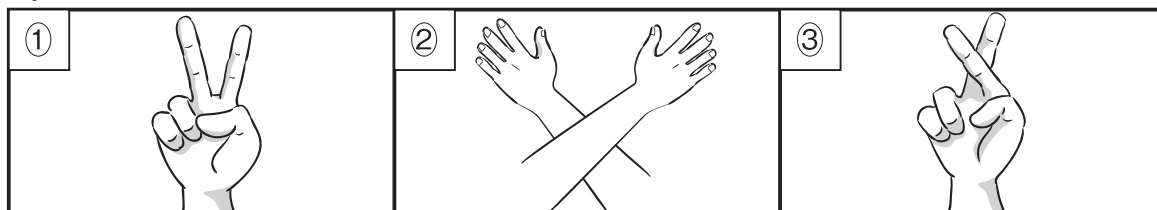
(例)



Question a.




Question b.



Question c.



Question d.



Question e.



5 これから英語で a ～ e の問いがそれぞれ 2 回ずつ読まれます。その問いに対するもっとも適切な応答を ①～③の中から 1 つずつ選びなさい。

- a. ① Yes, I will.
② Yes, you will.
③ Yes, they were.
- b. ① Yes, I do.
② No problem.
③ No, I missed it.
- c. ① Yes, it is.
② It's Ally's.
③ That's nice.
- d. ① It's very cute.
② They are black and white.
③ We have two.
- e. ① By airplane.
② To study music.
③ Next summer.

6 これから英文が読めます。次にその内容について英語で5つの問いが読めます。同じ英文と問いがもう1回くり返されます。その問いに対するもっとも適当な答えを①～③の中から1つずつ選びなさい。

a. He is in { ① the basketball club.
② the tennis club.
③ the ice cream club.

b. Because { ① he felt homesick.
② he went to the library.
③ it was very hot.

c. He stayed at { ① home.
② school.
③ the swimming pool.

d. ① Taro did.
② Jiro did.
③ Their coach did.

e. Because { ① he missed playing tennis.
② he couldn't get the special ice cream.
③ it was a nice sunny day.

〔7〕 次の英文を読んで、a～eについて本文の内容と一致するものを①～③の中から1つずつ選びなさい。

There is a ^{*1}symbol we often use. It is called a rose in one country and a pig's tail in another. Can you guess what it might be? It's the @ symbol. This is an important symbol for email addresses. It was first used by a computer programmer named Ray Tomlinson in 1971. He needed a way to show where email was coming from. He decided to use the @ symbol to ^{*2}separate the user's name from the computer's address.

Before this, the @ symbol was usually used in business to show a ^{*3}unit price. For example, you might buy "5 apples @ \$2 each." In the 19th century, the @ symbol appeared on typewriters, so computer keyboards had it from the beginning. Ray chose @ because it was not often used. Luckily, the English name for the symbol was already "at." Thanks to Ray Tomlinson, the @ symbol is now a key part of email addresses. So, the next time you send an email, remember the clever programmer!

^{*1}symbol : 記号 ^{*2}separate : ～を分ける ^{*3}unit price : 単価

a. Ray Tomlinson was { ① a farmer.
② a butcher.
③ a computer programmer.

b. If you buy “5 apples @ \$2 each,” you will pay { ① \$2.
② \$5.
③ \$10.

c. The @ symbol { ① was not on typewriters.
② has always been on keyboards for computers.
③ was only added to keyboards for email addresses.

d. The @ symbol { ① is read “at” in English.
② is called “a pig’s tail” in business.
③ was never useful after the 19th century.

e. Ray Tomlinson { ① became a great business person.
② helped make email addresses.
③ made the @ symbol by himself.

- 8 次の会話文を読んで、(a)～(e)に入るもっとも適当なものを①～⑥の中からそれぞれ1つずつ選びなさい。

< At a restaurant >

Guest : Excuse me, could I see the menu, please?

Waiter : Of course. (a) _____

Guest : Thank you.

Waiter : Would you like a moment to decide or are you ready to order now?

Guest : (b) _____

Waiter : Take your time. Just let me know when you're ready.

< A short time later >

Waiter : (c) _____

Guest : Yes. I'll have today's special, please.

Waiter : OK. And would you like anything to drink with that?

Guest : (d) _____


Waiter : Certainly. Anything else?

Guest : (e) _____

Waiter : Your meal will be ready shortly.

- ① Are you ready to order?
- ② No, thank you.
- ③ Here you are.
- ④ I'll need a few minutes, please.
- ⑤ Can I take it out?
- ⑥ A glass of orange juice, please.

- 9 次の a～e の絵は話の順番に並んでいます。それぞれの絵の内容にあてはまる会話を①～⑤の中から1つずつ選びなさい。



- ① Tomoki : It's so nice to enjoy a foot bath after picking cherries.
Sarah : I feel relaxed. Next time, I'd like to take a hot spring bath.
Tomoki : That sounds fun.
- ② Tomoki : Good morning, Sarah. Did you find this place easily?
Sarah : Good morning, Tomoki. Yes, I came here without getting lost.
Tomoki : OK, then let's tell that tour guide our names and get on the bus.
- ③ Sarah : I had a good time today. Thank you for inviting me on this bus tour.
Tomoki : I'm glad you enjoyed it. I'll let you know if I find another good one.
Sarah : Please do. Goodbye, Tomoki.
Tomoki : See you, Sarah. Take care.
- ④ Sarah : These cherries are too beautiful to eat.
Tomoki : They are delicious. I can eat a lot.
Sarah : How sweet! They are the best cherries that I've ever had.
Tomoki : There are some other kinds of cherries. Let's try them all.
- ⑤ Tomoki : This bus is big and comfortable.
Sarah : Yes, it is. This is my first time going cherry picking. I'm excited.
Tomoki : Me, too. We can eat as many cherries as we want for 30 minutes.

10 次の a～e の英文の () にはどの語が入りますか。もっとも適当なものを①～③の中から1つずつ選びなさい。

- a. There is a picture (① at ② of ③ in) Tsuda Umeko on the Japanese paper money.
- b. The Edo (① period ② point ③ piece) lasted for about 300 years.
- c. Tell me how (① far ② long ③ many) T-shirts you have.
- d. My friend (① had ② left ③ took) school early because he felt sick.
- e. The bank is between the restaurant (① and ② but ③ or) the store.

11 次の a～e の英文の () にはどの語が入りますか。もっとも適当なものを①～③の中から1つずつ選びなさい。

- a. A : Whose books are these?
B : (① They ② Their ③ Them) are mine.
- b. It's (① go ② went ③ going) to be sunny this afternoon.
- c. Last night, I (① study ② studied ③ studying) for two hours.
- d. What's the (① much ② more ③ most) famous town in Korea?
- e. I have (① work ② worked ③ working) for this company for ten years.

12 次の a～e の日本語の意味を表すには、英文の () の中の語句をどのように並べたらよい
ですか。正しい順序のものを①～④の中から1つずつ選びなさい。

- a. 8時まで試験会場に入ってははいけません。

You (1. enter 2. not 3. may) the exam hall until eight o'clock.

[① 1-3-2 ② 2-3-1 ③ 3-1-2 ④ 3-2-1]

- b. なんてきれいな花でしょう。

How beautiful (1. are 2. flowers 3. these)!

[① 1-2-3 ② 2-1-3 ③ 3-1-2 ④ 3-2-1]

- c. その公園は子どもたちのために設計されました。

The park (1. for 2. was 3. designed) small children.

[① 2-1-3 ② 2-3-1 ③ 3-1-2 ④ 3-2-1]

- d. ここは美味しいコーヒーが買える良いところです。

Here is (1. a good place 2. to 3. buy) some delicious coffee.

[① 1-2-3 ② 1-3-2 ③ 2-1-3 ④ 2-3-1]

- e. この映画を観て私はとても幸せな気分になりました。

This movie (1. me 2. made 3. so happy).

[① 2-1-3 ② 2-3-1 ③ 3-1-2 ④ 3-2-1]

